

# SSB0303 Quick bracing clamp

**Function** – Braces pipe against sway or seismic disturbance. Provides an easy lateral connection joining bracing pipe member together as a complete assembly.

**Size** – Braces pipe from 1" to 6". Uses bracing pipe 1" Sch 40.

**Finish** – Zinc plated. Other finishes upon request

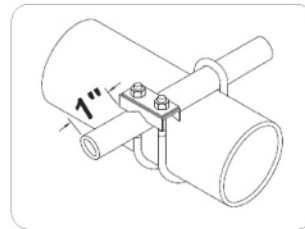
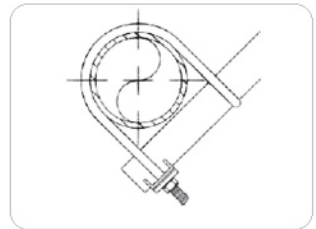
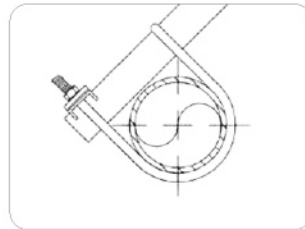
**Material** – Carbon steel

**Installation** – Place over the pipe to be braced, and insert bracing pipe member through opening leaving a minimum 1" extending from attachment. Must leave a minimum of 6" away from a pipe joint.

**Qualification** – Comply with NFPA 13 and UL listed from 1" ~ 6" .

**Max Load (Lateral and Longitudinal) – See table**

**SSB0303**



Pipe Size in	R mm	L mm	UL Maximum Design Load	
			Brace Member	Maximum Design Sway Brace Load lbs. (kN)
1	17.5	52	1" SCH 40 Pipe	1000 (4.45)
1 1/4	22	60	1" SCH 40 Pipe	1000 (4.45)
1 1/2	25	66	1" SCH 40 Pipe	1000 (4.45)
2	31	79	1" SCH 40 Pipe	1000 (4.45)
2 1/2	39	95	1" SCH 40 Pipe	1000 (4.45)
3	46	107	1" SCH 40 Pipe	1000 (4.45)
4	59	132	1" SCH 40 Pipe	1000 (4.45)
5	71	158	1" SCH 40 Pipe	1600 (7.15)
6	85	187	1" SCH 40 Pipe	1600 (7.15)
8*	111	239	1" SCH 40 Pipe	2015 (9)

\* Not UL Listed